

# Constant Voltage LED Power Supply FCV Ultrathin Series

SLT250-24VFG-EU

SLT250-48VFG-EU



## Product description:

This type of power supply is an exclusively designed stabilized power supply for LED lamp. With constant voltage (CV) technology, it is suitable for constant voltage lamps (24/48V) connected in parallel. As an advantage of constant voltage (CV) technology, a switch can be installed between secondary side and lamps.

The built-in protection circuit will shut down the power supply in case of such faults as: open circuit, short circuit, over load. The power supply will restart automatically after fault correction.

In over temperature protection, the power supply will shut down in case of interior or exterior temperature exceed. After temperature goes down, this fault can be eliminated with re-power.

## Standards:

EN61347-1  
EN61347-2-13  
EN61547  
EN55015  
EN61000-3-2  
EN61000-3-3  
EN62384  
EN62493


## Characteristics:

- Independent power supply for constant voltage LED lamp
- Class II protection against electric shock from direct and indirect contact
- Ultrathin design only 22mm on height
- Start-up time  $\leq 0.5s$
- No load power consumption  $\leq 0.5W$
- Meet L-N 2KV surge immunity level
- Open circuit, short circuit, over load and over temperature protection
- Auto restart after removal of fault conditions (except OTP)
- Class I and II lamp application
- ECO design, comply with ERP directives
- Warranty : 5 Years


## Specifications:

Model		SLT250-24VFG-EU	SLT250-48VFG-EU
Output	turn on time(S)	<0.5	<0.5
	output power(W)	30-250W	30-250W
	output voltage(V)	24	48
	output voltage tolerance <sup>1</sup>	±3%	±3%
	ripple voltage(mV)	400(Vp-p)	600(Vp-p)
	working current range(A)	0-10.42A@240V	0-5.21A@230V
	dimming interface	No	No
	dimming range	n/a	n/a
Input	rated DC supply voltage(Vdc)	176-280Vdc	176-280Vdc
	rated supply voltage(Vac)	220-240	220-240
	voltage range(Vac)	198-264	198-264
	line frequency(Hz)	0/50/60	0/50/60
	input current(A)	1.25@230V	1.25@230V
	efficiency <sup>2</sup>	94%	94%
	average efficiency <sup>3</sup>	92%	92%
	no load power consumption(W)	≤0.5	≤0.5
	power factor <sup>2</sup>	0.95	0.95
	inrush current(Ipk)	130A/10µs	130A/10µs
Protection	short circuit protection	YES	YES
	over temperature protection	YES	YES
	over load protection	YES	YES
	automatic restart	YES, Except OTP	YES, Except OTP
	surge capacity	L-N:2kV	L-N:2kV
Ambient and Life	Ta(°C)	-20-40	-20-40
	Tc max.(°C)	90	90
	Storage Temperature(°C)	-30...80	-30...80
	ambient humidity range	5%...85%, Not condensing	5%...85%, Not condensing
	nominal life-time(hrs)	50000@Tc=90 C	50000@Tc=90 C
Other	weight(g)	400	400
	dimensions (LxWxH)(mm)	369×30×22	369×30×22
	casing material	Plastic	Plastic
	housing colour	Grey+Blue	Grey+Blue
	type of protection	IP20	IP20
	protection class	Class II for EU	Class II for EU
Note	<p>1. Tolerance:includes set up tolerance, line regulation and load regulation.  2. Tested at full load,230Vac.Refer to"Power Factor" and "EFFICIENT"curve graphs.  3. Calculate the model's average efficiency for each test voltage by testing at 100%, 75%, 50%, and 25% of rated current and then computing the simple arithmetic average of these four values.  4. All parameters NOT specially mentioned are measured at nominal voltage input, rated load and 25 of ambient temperature.  5. The power supply is considered as a component that will be operated in combination with final equipment. Since EMC performance will be affected by the complete installation, the final equipment manufacturers must re-qualify EMC Directive on the complete installation again.</p>		

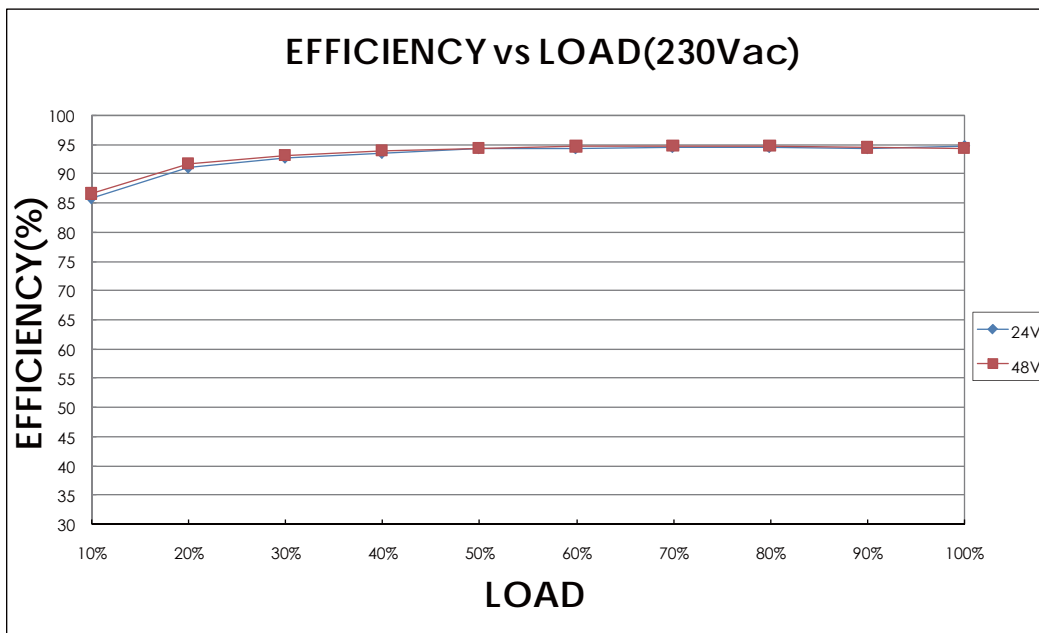
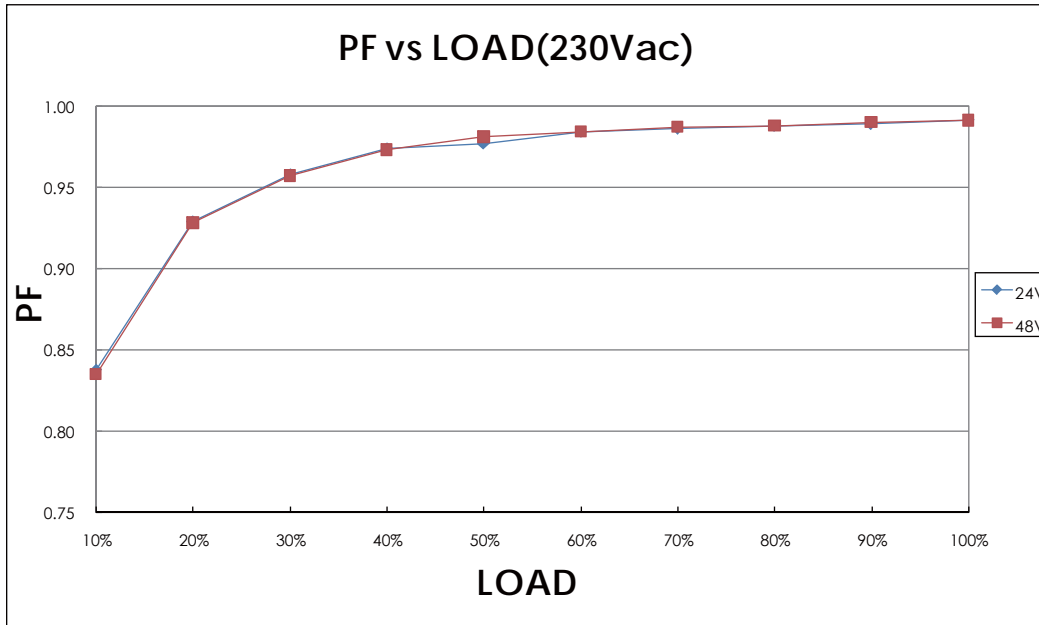
## Dimensions(mm):



## Wiring Diagram



Electrical curves:



note  
For constant current power supply,"LOAD" means the percentage of the maximum rated output voltage.  
For constant voltage power supply,"LOAD" means the percentage of the maximum rated output current.

## MCBS information:

Miniature circuit breaker Model	B10	B13	B16	B20	C10	C13	C16	C20
SLT250-24VFG-EU	3	4	5	7	5	7	9	11
SLT250-48VFG-EU	3	4	5	7	5	7	9	11

## Order information:

Order.No.	Model	Carton quantity(pcs)	Carton dimension(mm)	G.W./CTN(kg)
1001-610165-0131	SLT250-24VFG-EU	30	430x245x200	12.7
1001-610165-0133	SLT250-48VFG-EU	30	430x245x200	12.7

## Sales & Technical Support:

### SELF Electronics Co.,Ltd.(Headquarters)

Add: No. 1345 JuXian Road, Ningbo Hi Tech Park, Ningbo, China 315103  
 Phone: +86-574-2880-5765, +86-574-2880-5658 (for English assistance)  
 +86-574-2880-5678 (for Chinese assistance)  
 Fax: +86-574-28805656  
 E-mail: sales@self-electronics.com  
<http://www.self-electronics.com>

### SELF Electronics Co.,Ltd.,Shenzhen Office

Add: Room2007, Xinglang Xuan, Xinghemingju, Fuming Rd., Futian District, Shenzhen  
 Tel: +86-755-8355-8850  
 Fax: +86-755-8355-8840  
 E-mail: szsales@self-electronics.com

### SELF Electronics Germany GmbH

August-Horch-Str. 7, 51149 Cologne  
 Phone: +492203-18501-0  
 Fax: 492203-18501-199  
 E-mail: saleseu@self-electronics.com